


# Sundance® Spas 680 Alicia™

## Specifications

<b>Dimensions</b> .....	69" x 80" x 33" (175 cm x 203 cm x 84 cm)	
<b>Seating Capacity</b> .....	2-3 Adults	
<b>Dry Weight</b> .....	583 lbs (264 kg)	
<b>Filled Weight (Spa Volume)</b> .....	3,002 lbs (1,362 kg)	
<b>Filled Weight (Average Fill)</b> .....	2,334 lbs (1,059 kg)	
<b>Water Capacity (Spa Volume)</b> .....	290 US gallons (1,098 Liters)	
<b>Water Capacity (Average Fill)</b> .....	210 US gallons (795 Liters)	
<b>Electronic Controls</b> .....	Solid state electronic controls with LCD readout, programmable temperature, filtration, and heat cycles	
<b>Pump 1</b> .....	North America (60 Hz): 2-Speed, 2.5 HP brake, 1.5 HP continuous, 48 Frame <b>Export: (50 Hz):</b> 2-Speed, 2.0 HP continuous	
<b>Total Hydrojets:</b> .....	<b>21</b>	
<b>Seat A Jets:</b> .....	6- SLR Rotational	
<b>Seat B Jets:</b> .....	1- SLR Rotational, 8 - SL Directional	
<b>Seat C Jets:</b> .....	4- SL3R Rotational	
<b>Footwell (D) Jets:</b> .....	2 - SLR Rotational	
<b>Air Controls/Massage Selectors:</b> ..	1/None	
<b>Filter:</b> .....	75 ft <sup>2</sup> MicroClean® Mini™ Filter Cartridge System	
<b>Water Treatment:</b> .....	Factory installed CLEARRAY® unit	
<b>Lighting:</b> .....	LED Lighting System (Interior Surround); 2 Standard Exterior Lights	
<b>Cabinet:</b> .....	Available in Slate, Graphite	
<b>Shell Colors:</b> .....	Platinum, Celestite (Gypsum), Monaco, Midnight, Porcelain	
<b>Headrest:</b> .....	Three, 1-piece gray	
<b>Heater:</b> .....	North America (60 Hz): High Flow, 1 kW@120 VAC or Convertible to 4 kW@240 VAC; <b>Export: (50 Hz):</b> High Flow, 2.7 kW	
<b>Electrical Requirements:</b> .....	North America Convertible Model (60 Hz): 120 VAC@15A with Supplied GFCI Cord or 240 VAC@30A or 40A (Hard Wired Only); <b>Export (50 Hz): 230-240 VAC@1x16A, 1x32A or 2 out of 3-phase (see manual); or Suitably Rated Circuit Breaker to Comply with Local Electrical Regulations. Certain Countries May Require 2 Power Inputs; Two GFCI/ RCD Breakers are Required for This Configuration.</b>	
<b>Limited Warranty*:</b> .....	North America (60 Hz): 5 Years Shell, 3 Years Shell Surface, 3 Years Plumbing Component Leaks, 3 Years Equipment and Controls, 1 Year Cabinet, 1 Year Jets <b>Export (50 Hz): 5 Years Shell, 3 Years Shell Surface, 3 Years Plumbing Component Leaks, 3 Years Equipment and Controls, 1 Year Cabinet, 1 Year Jets</b>	
<b>Alternative Insulation (Standard):</b> ..	Yes (Insulation Panels)	
<b>Waterfall Feature:</b> .....	None	
<b>Audio System (Optional):</b> .....	N/A	
<b>Special Features (Optional):</b> .....	Factory Installed SmartTub® module	

\*(See Warranty Document for Specific Details)

Dimensions/Specifications Subject To Change Without Notice

# Sundance Spas 680 Alicia

## Operation/Seat Depths



**(A)** Air control - Activates All Jets

- Jets Pump 1: Powers All Jets when running

**21 Total Jets (Stainless Steel Escutcheons Standard)**



SL Jets (8)



SLR Jets (9)



SL3R Jets (4)

Spa Operation Subject To Change Without Notice

## SEAT DEPTHS

**A = 25.86" (65.72 cm)**

**B = 27.00" (68.58 cm)**

**C = 24.25" (61.60 cm)**

**D = 27.75" (70.49 cm)**

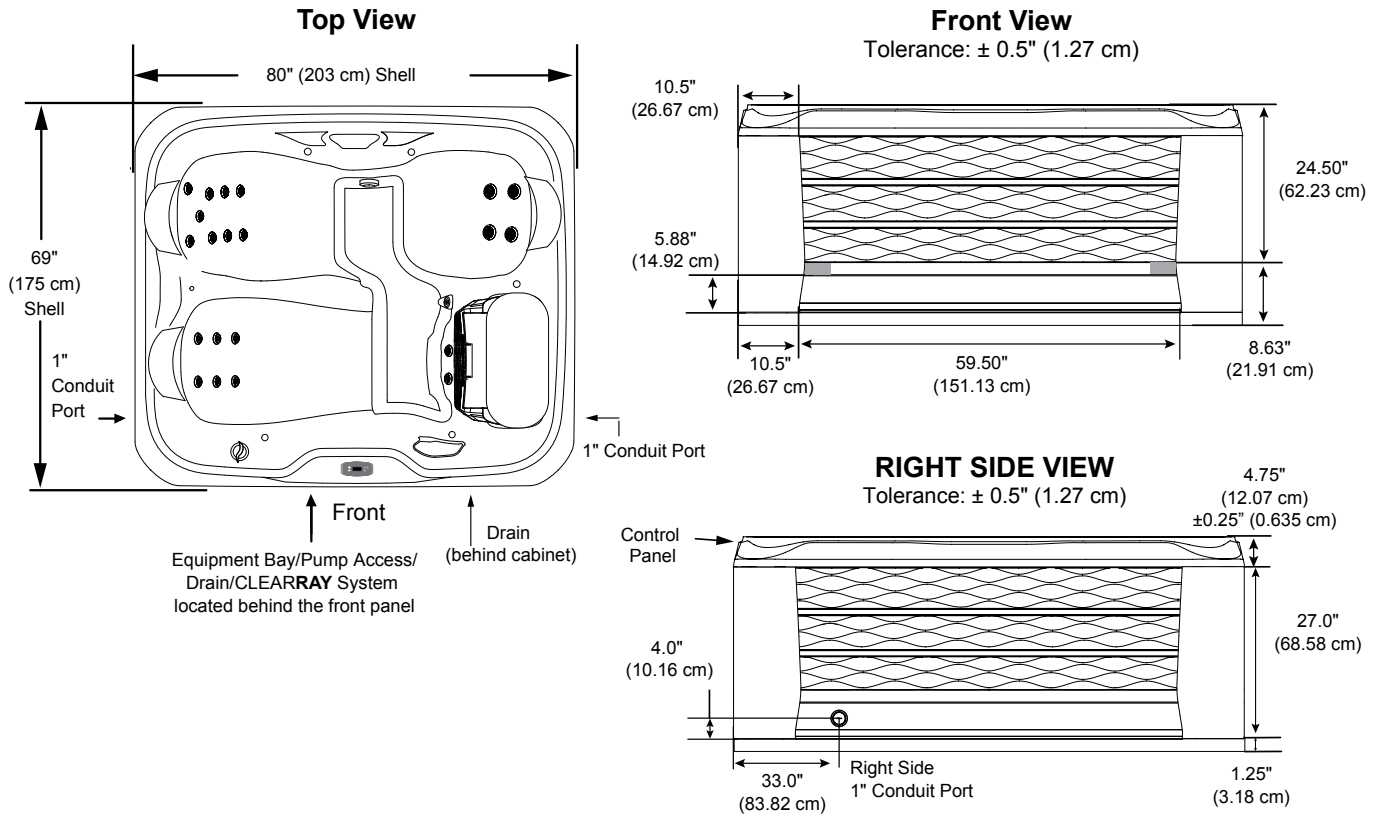
Listed dimensions represent distance from top of acrylic to lowest point in seat. Tolerance  $\pm 0.5"$  (1.27 cm).



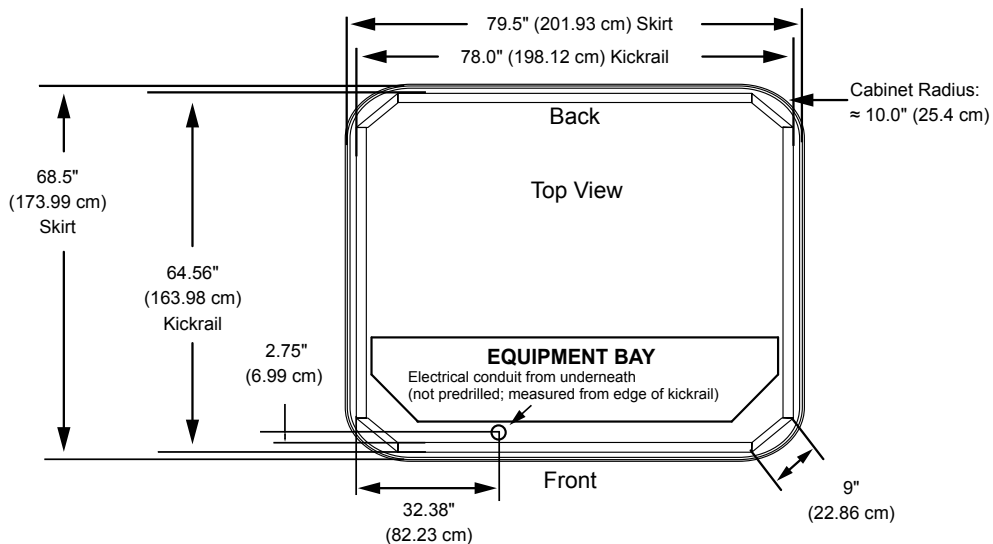
Dimensions/Specifications Subject To Change Without Notice

# Sundance Spas 680 Alicia

## Portable Dimensions



**IMPORTANT! Always measure each hot tub for exact dimensions BEFORE designing its foundational support and/or decking.**



**Dimensions/specifications subject to change without notice. Tolerance:  $\pm 0.5"$  (1.27 cm)**

Dimensions/Specifications Subject To Change Without Notice