


Sundance® Spas 680 Edison®

Specifications

Dimensions:	84" x 84" x 36" (213.5 cm x 213.5 cm x 91.44 cm)	
Perimeter	336" (853.4 cm)	
Seating Capacity:	6 Adults	
Dry Weight:	737 lbs (334 kg)	
Filled Weight (Spa Volume):	4,490 lbs (2,037 kg)	
Filled Weight (Average Fill):	3,614 lbs (1,639 kg)	
Water Capacity (Spa Volume):	450 US Gal (1,703 Liters)	
Water Capacity (Average Fill):	345 US Gal (1,306 Liters)	
Controls:	Solid-State Electronic Controls with LCD Readout, Programmable Water Temperature, Filtration, and Heat Cycles	
Water Delivery:	2 High-Flow Pump	
Pump 1:	North America (60 Hz): 2-Speed/2.5 HP Continuous, 11.0A Max., 56 Frame Export (50 Hz): 2-Speed/2.0 HP continuous, 8.0A max.	
Pump 2:	North America (60 Hz): 1-Speed/2.5 HP Continuous, 10A max., 56 Frame Export (50 Hz): 1-Speed/2.0 HP continuous, 8.0A max.	
Total Hydrojets:	36	
Seat A Jets:	2 - SL Directional, 8 - SLR Rotational, 1- SL3 Directional	
Seat B Jet:	1 - SL3R Rotational	
Seat C Jets:	2 - SL Directional, 6 - SL3 Directional	
Seat D Jets:	2 - SL3R Rotational	
Seat E Jets:	3 - SL3 Directional, 1- SL5R Rotational	
Seat F Jet:	2 - SL Directional, 4 - SL3R Rotational	
Foot Well Jets (G):	4 - SL Directional	
Air Controls/Massage Selectors:	2/None	
Filter:	75 ft ² MicroClean® Mini™ Filter Cartridge System	
Water Treatment:	Factory installed CLEARRAY® unit	
Lighting:	LED Lighting System (Interior Surround); 2 Standard Exterior Lights	
Cabinet:	Available in Slate, Graphite	
Shell Colors:	North America: Platinum, Celestite, Monaco, Midnight, Porcelain Export (50 Hz): All North America colors	
Headrest:	Four, 1-piece gray	
Heater:	North America (60 Hz): 5.5 kW 240V High Flow Standard Export (50 Hz): 2.7 kW High Flow Standard	
Electrical Requirements:	North America (60 Hz): 240 VAC@40A, 50A or 60A Export (50 Hz): 230-240 VAC@1x16A, 1x32A or 2 out of 3-phase (see manual); or Suitably Rated Circuit Breaker to Comply with Local Electrical Regulations. Certain Countries May Require 2 Power Inputs; Two GFCI/ RCD Breakers are Required for This Configuration.	
Limited Warranty*:	North America (60 Hz): 5 Years Shell, 3 Years Shell Surface, 3 Years Plumbing Component Leaks, 3 Years Equipment and Controls, 1 Year Cabinet, 1 Year Jets Export (50 Hz): 5 Years Shell, 3 Years Shell Surface, 3 Years Plumbing Component Leaks, 3 Years Equipment and Controls, 1 Year Cabinet, 1 Year Jets	
Alternative Insulation (Standard):	Yes (Insulation Panels)	
Waterfall Feature:	None	
Audio System (Optional):	N/A	
Speial Features (Optional):	Factory Installed SmartTub® module	

*(See Warranty Document for Specific Details)

Dimensions/Specifications Subject To Change Without Notice

Sundance Spas 680 Edison

Operation/Seat Depths



(A) Air control - Activates Seat A Jets (2 - SL, 8 - SLR, 1 - SL3) Seat B Jet (1 - SL3R) + Seat C Jets (2 - SL, 6 - SL3) + Footwell Jets (2 - SL)

(B) Air Control - Activates Seat D Jets (2 - SL3R) + Seat E Jets (3 - SL3, 1 - SL5R) + Seat F Jets (2 - SLR3, 4 - SL3R) + Footwell Jets (2 - SL)

- Jets Pump 1: Powers Seat D Jets + Seat E Jets + Seat F + Footwell Jets (qty 2) when running

- Jets Pump 2: Seat A Jets + Seat B Jet + Seat C Jets + Footwell Jets (qty 2) when running

36 Total Jets (Stainless Steel Escutcheons Standard)



SL Jets (10)



SLR Jets (8)



SL3 Jets (10)



SL3R Jets (7)



SL5R Jet (1)

Spa Operation Subject To Change Without Notice

SEAT DEPTHS

A = 23.50" (59.69 cm)

B = 20.75" (52.71 cm)

C = 25.00" (63.50 cm)

D = 22.00" (55.88 cm)

E = 25.50" (64.77 cm)

F = 23.75" (60.33 cm)

G = 21.75" (54.25 cm)

H = 30.00" (76.20 cm)

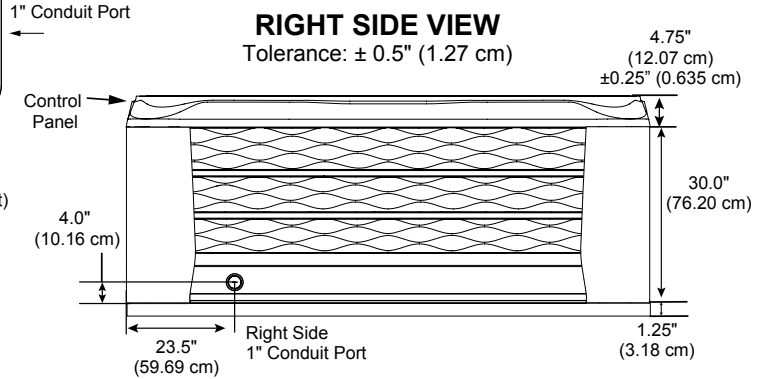
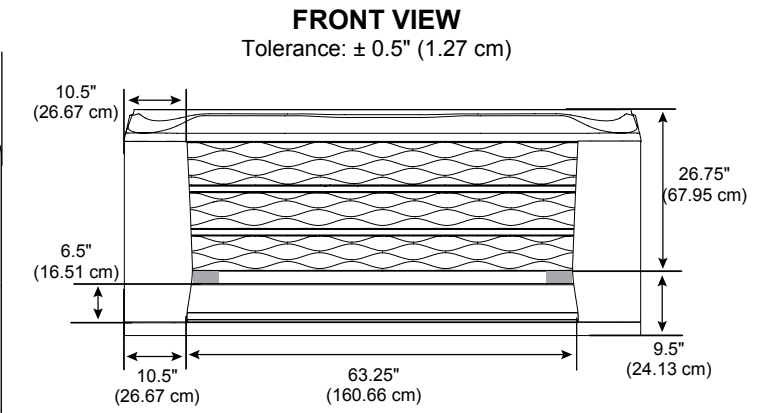
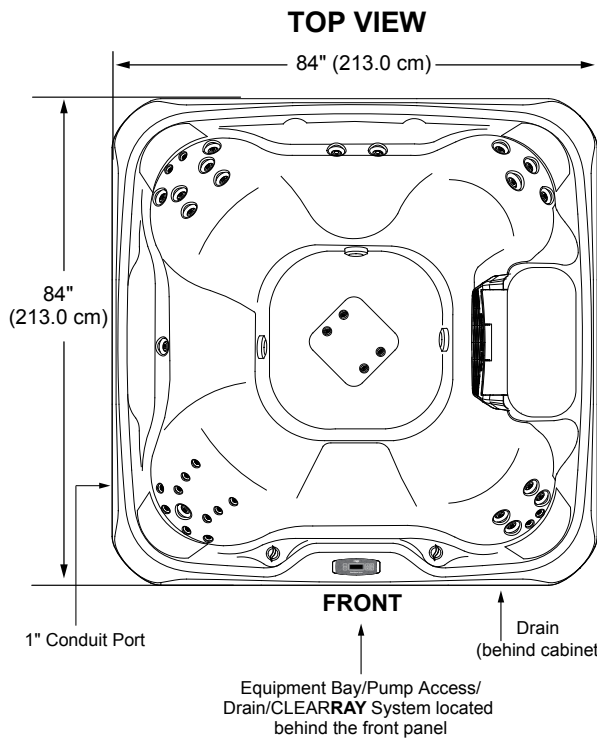
Listed dimensions represent distance from top of acrylic to lowest point in seat. **Tolerance ± 0.5" (1.27 cm).**



Dimensions/Specifications Subject To Change Without Notice

Sundance Spas 680 Edison

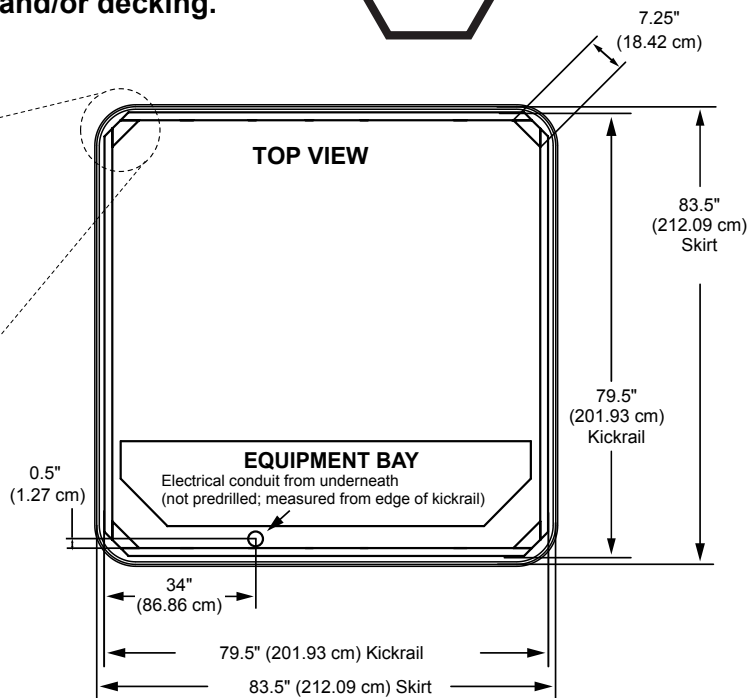
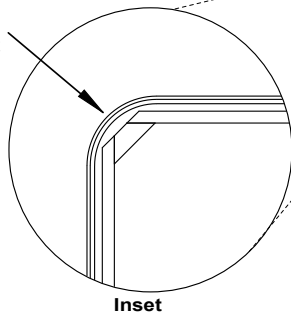
Portable Dimensions



IMPORTANT! Always measure each hot tub for exact dimensions **BEFORE** designing its foundational support and/or decking.



4 x $\approx R 10.0"$
($\approx R 25.4$ cm) Skirt



Dimensions/specifications subject to change without notice. Tolerance: $\pm 0.5"$ (1.27 cm)

Dimensions/Specifications Subject To Change Without Notice