


Sundance® Spas 880 Cameo®

Specifications

Dimensions:	89" x 89" x 37" (226 cm x 226 cm x 94 cm)
Seating Capacity:	5-6 Adults
Dry Weight:	889 lbs (404 kg)
Filled Weight (Average Fill)**:	3,975 lbs (1,803 kg)
Water Capacity (Average Fill):	370 US Gal (1,401 Liters)
Controls:	880 Touchscreen Control, Displays Temperature, Time, Cycles and Jet/Air System Control. Offers Customizing of Filtration Cycles, Lighting, Water Temperature Setting and other features
Water Delivery:	2 TheraMax High Flow Pumps and 8-Hour Dynamic Flow Circulation System
Pump 1:	North America (60 Hz): 1-Speed/2.5 HP Continuous, 11.3A Max., 56 Frame Export (50 Hz): 1-Speed/2.0 HP Continuous, 7.0A Max.
Pump 2:	North America (60 Hz): 1-Speed/2.5 HP Continuous, 11.3A Max., 56 Frame Export (50 Hz): 1-Speed/2.0 HP Continuous, 7.0A Max.
Pump 3:	High Output Dynamic Flow, 24-Hour programmable, factory default set to 8-Hour Filter/Circulation Pump (35 gpm) Programmable for Daily Start Time and Duration
Total Hydrojets:	53
Seat A Jets:	2 Fluidix Intelli-Jets, 1 Fluidix PT, 2 Accu-Pressure
Seat B Jets:	2 Vortex
Seat C Jets:	4 Fluidix Nex, 6 Fluidix Reflex, 2 Accu-Pressure, 2 Vortex, 8 Focus-Relief®
Seat D Jets:	1 Whirlpool Jet
Seat E Jets:	4 Fluidix Nex, 12 Fluidix ST, 4 Accu-Pressure
Footwell Jets (F):	3 Whirlpool
Air Blower:	High-Efficiency, 1-Speed
Aromatherapy Delivery:	6 Air Injector Jets with Quiet High Speed Air Pump
Air Controls/Massage Selectors:	5/2 (Standard air control with LED lights and massage selector with LED lights)
Filter:	MicroClean® Ultra II Filtration System, 130 ft² (2 interlocking cartridge filters)
Water Treatment:	Dynamic Flow Circulation System; Factory installed ClearRay Active Oxygen® System Export: ClearRay Active Oxygen® System
Lighting:	Multi-Colored LED Lighting System (1 Waterfall, 2 Underwater, 5 Air control, 2 Massage Selectors, 1 Backlit handrail); Exterior lighting (white only)
Skirt Cabinet (SunSide™):	Windy Oak, Ironwood and Flint Gray
Shell Colors:	Platinum, Celestite, Morning Mist, Midnight, Travertine, Monaco (while quantities last)
Handrails:	One High Quality Stainless Steel with backlit LED lighting
ComforTone Headrests:	Three, 1-Piece Gray
Heater:	North America (60 Hz): Hi Flow 5.5 kW with Titanium Element Export (50 Hz): Hi Flow 2.7 kW with Titanium Element
Electrical Requirements:	North America (60 Hz): 240 VAC@40A, 50A or 60A; Export (50 Hz): 230-240 VAC@1x32A or 1x16A/1x20A, 3x16A (see manual for more configurations); or Suitably Rated Circuit Breaker to Comply with Local Electrical Regulations. Certain Countries may Require 2 Power Inputs; Two GFCI/RCD Breakers are Required for This Configuration.
Limited Warranty*:	North America (60 Hz): 10 Years Shell, 7 Years Shell Surface, 5 Years Plumbing Component Leaks, 5 Years Equipment and Controls, 5 Years Synthetic Cabinet, 5 Years Jets, 2 Years Lights, 1 Year Stereo Export (50 Hz): 10 Years Shell, 7 Years Shell Surface, 5 Years Plumbing Component Leaks, 5 Years Equipment and Controls, 5 Years Synthetic Cabinet, 5 Years Jets, 2 Years Lights, 2 Years Stereo
Waterfall Feature:	Adjustable Flow Rate; Colored Lighting
Audio System (Optional):	Factory Installed BLUEWAVE® 2.0 Wireless Spa Stereo System with Auxiliary 3.5 mm headphone jack connection, Bluetooth® compatible, 2 premium speakers and a powered subwoofer
Special Features (Standard):	SmartTub® module Export: SmartTub® module (optional)
Special Features (Optional):	Inductive Charger

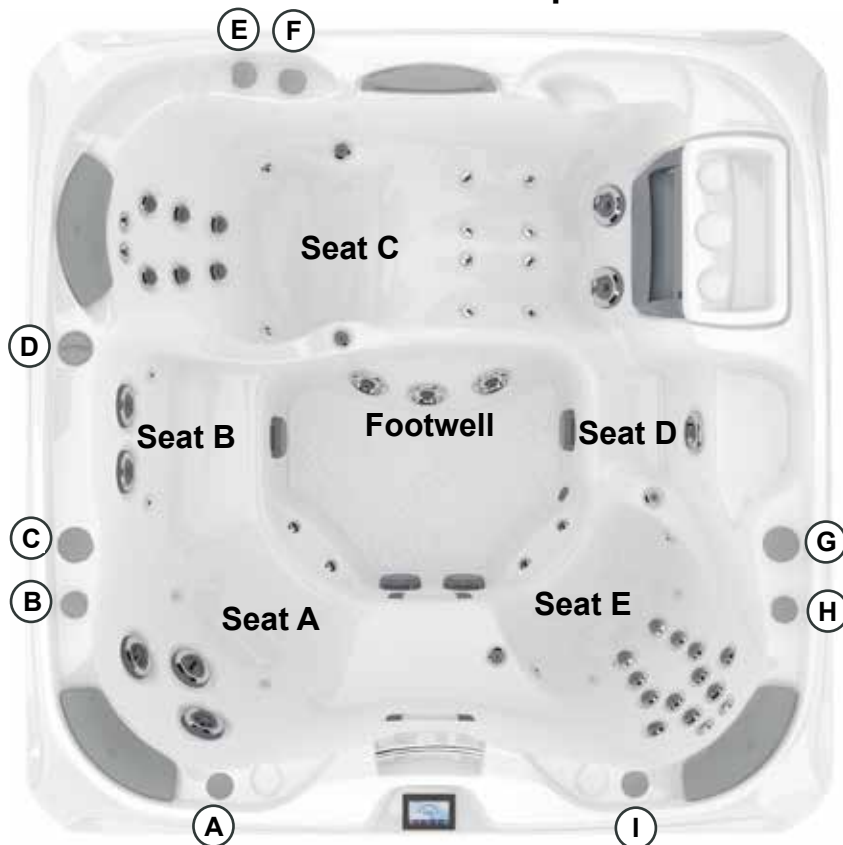


*(See Warranty Document for Specific Details)

** (See Important Safety Instructions for Specific Details)

Sundance Spas 880 Cameo

Operation/Seat Depths



- (A)** Air Control - Activates Seat A Jets (2 Fluidix Intelli Jets, 1 Fluidix PT, 2 Accu-Pressure) and Seat D Jet (1 Whirlpool)
- (B)** Air Control - Activates the Footwell Jets (3 Whirlpool)
- (C)** Massage Selector [Pump 2] - Adjusts Massage Level Between Seat A Jets and Seat C Jets
- (D)** Sunscent Dispenser
- (E)** Air Control - Activates Seat C Jets (4 Fluidix Nex, 6 Fluidix Reflex, 2 Accu-Pressure, 2 Vortex)
- (F)** Waterfall Selector [8-Hour Circ. Pump] - Controls Waterfall Output
- (G)** Massage Selector [Pump 1] - Adjusts Massage Level Between Seat B Jets + Seat E Jets and Footwell Jets
- (H)** Activates Upper 10 Seat E Jets (2 Fluidix Nex, 8 Fluidix ST)
- (I)** Air Control - Activates Seat B Jets (2 Vortex) and Lower 8 Seat E Jets (4 Fluidix ST, 2 Fluidix Nex, 4 Accu-Pressure)

53 Total Jets




Accu-Pressure Jets (8)



Focus-Relief Jets (8)



Fluidix Nex Jets (8)



Fluidix-ST Jets (12)

- Focus-Relief Jets: Work with both the blower and Jets Pump 2. The blower introduces air to the jet and the Jets Pump forces water through.



Fluidix Reflex Jets (6)



Fluidix PT (1)



Fluidix Intelli-Jet (2)



Vortex Jets (4)



Whirlpool Jets (4)

Spa Operation Subject To Change Without Notice

SEAT DEPTHS

A = 26.00" (66.04 cm)

B = 21.25" (53.98 cm)

C = 26.00" (66.04 cm)

D = 22.00" (55.88 cm)

E = 21.00" (53.34 cm)

F = 28.00" (71.12 cm)

G = 17.00" (43.18 cm)

H = 32.50" (82.55 cm)

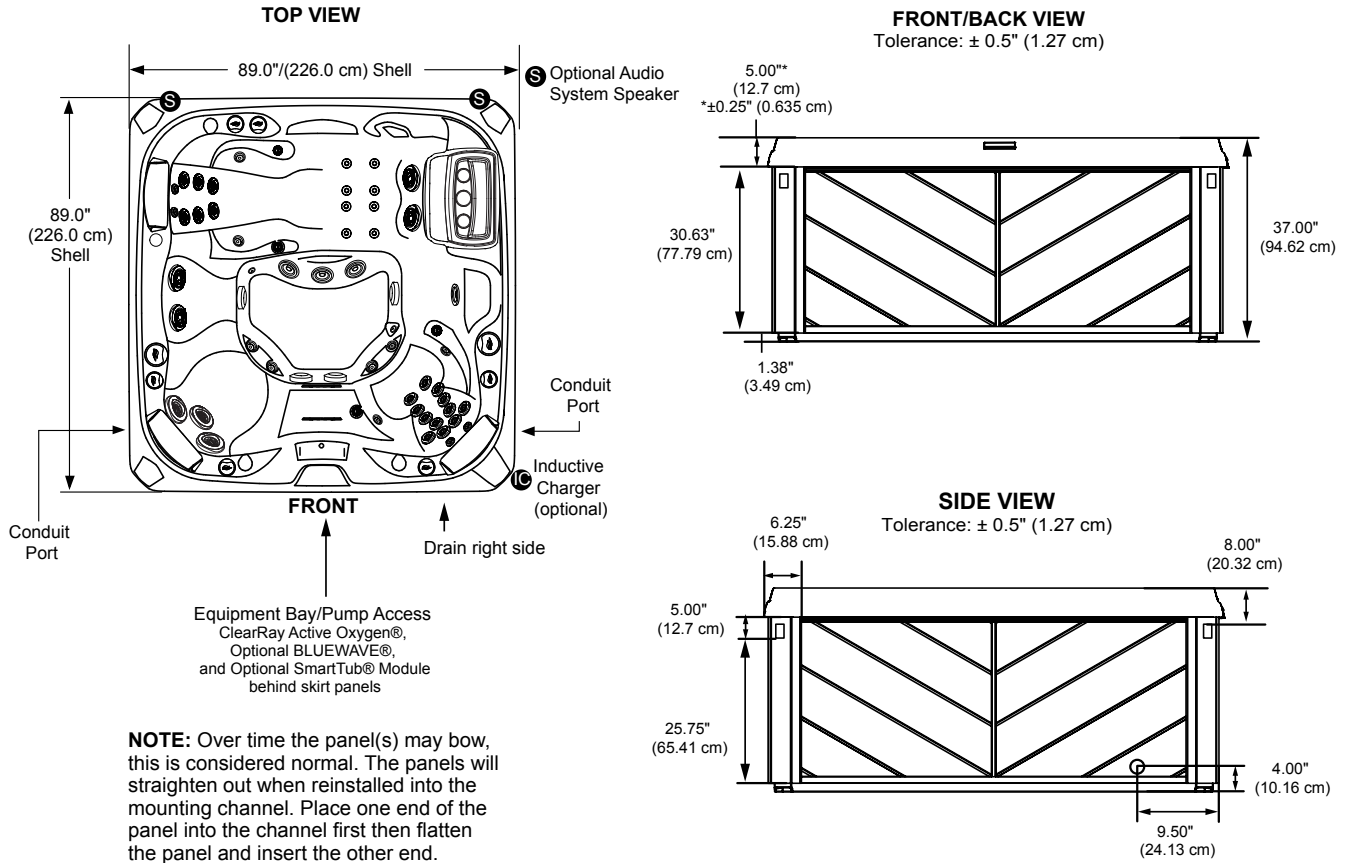
Listed dimensions represent distance from top of acrylic to lowest point in seat. **Tolerance ± 0.5" (1.27 cm).**



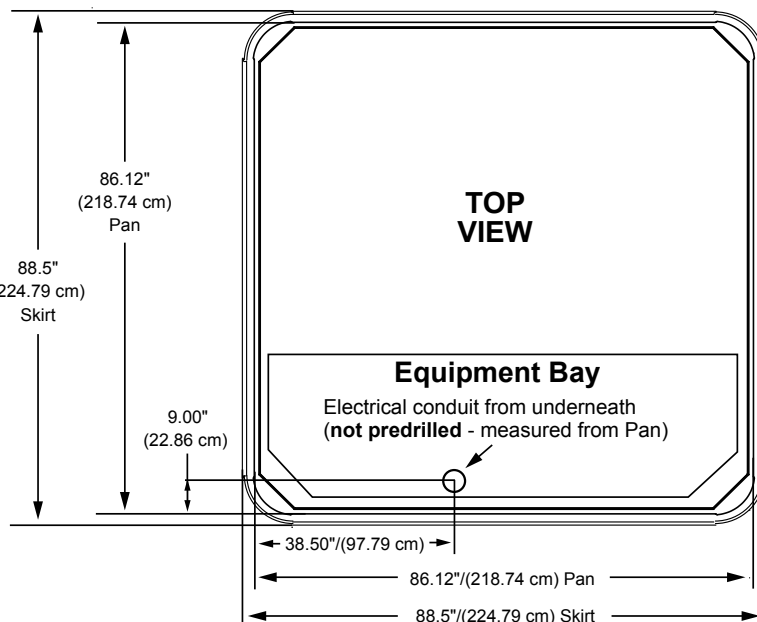
Dimensions/Specifications Subject To Change Without Notice

Sundance Spas 880 Cameo

Portable Dimensions



IMPORTANT! Always measure each hot tub for exact dimensions BEFORE designing its foundational support and/or decking.



Dimensions/specifications subject to change without notice. Tolerance: $\pm 0.5"$ (1.27 cm)

Dimensions/Specifications Subject To Change Without Notice