


Sundance® Spas 880 Vistamar™

Specifications

Dimensions:	84" x 84" x 37" (214 cm x 214 cm x 94 cm)
Seating Capacity:	5-6 Adults
Dry Weight:	874 lbs (397 kg)
Filled Weight (Average Fill)**:	3,626 lbs (1,645 kg)
Water Capacity (Average Fill):	330 US Gal (1,250 Liter)
Controls:	880 Touchscreen Control, Displays Temperature, Time, Cycles and Jet/Air System Control. Offers Customizing of Filtration Cycles, Lighting, Water Temperature Setting and other features
Water Delivery:	2 TheraMax High-Flow Pumps and 8-Hour Dynamic Flow Circulation System
Pump 1:	North America (60 Hz): 1-Speed/2.5 HP Continuous, 11.3A Max., 56 Frame Export (50 Hz): 1-Speed/2.0 HP Continuous, 7.0A Max.
Pump 2:	North America (60 Hz): 1-Speed/2.5 HP Continuous, 11.3A Max., 56 Frame Export (50 Hz): 1-Speed/2.0 HP Continuous, 7.0A Max.
Pump 3:	High Output Dynamic Flow, 24-Hour programmable, factory default set to 8-Hour Filter/ Circulation Pump (35 gpm) Programmable for Daily Start Time and Duration
Total Hydrojets:	41
Seat A Jets:	2 Vortex, 2 Fluidix PT, 2 Accu-Pressure
Seat B Jets:	1 Fluidix Reflex
Seat C Jets:	2 Fluidix Nex, 12 Fluidix ST, 2 Focus Relief, 2 Accu-Pressure
Seat D Jet:	1 Fluidix Reflex
Seat E Jets:	2 Fluidix Nex, 6 Fluidix Reflex, 2 Accu-Pressure
Seat F Jets:	2 Fluidix Intelli-Jet, 1 Fluidix PT, 2 Accu-Pressure
Air Blower:	High-Efficiency, 1-Speed
Aromatherapy Delivery:	10 Air Injector Jets with Quiet High Speed Air Pump
Air Controls/Massage Selectors:	5/1 (Standard air control and massage selector LED lights)
Filter:	MicroClean® Ultra II Filtration System, 130 ft² (2 interlocking cartridge filters)
Water Treatment:	Dynamic Flow Circulation System; Factory installed ClearRay Active Oxygen® System Export: ClearRay Active Oxygen® System
Lighting:	Multi-Colored LED Lighting System (1 Waterfall, 1 Underwater, 5 Air controls, 1 Massage Selector, 1 Backlit handrail); Exterior lighting (white only)
Skirt Cabinet (SunSide™):	Windy Oak, Ironwood and Flint Gray
Shell Colors:	Platinum, Celestite, Morning Mist, Midnight, Travertine, Monaco (while quantities last)
Handrails:	One High Quality Stainless Steel with a backlit LED light
ComforTone Headrests:	Four, 1-Piece Gray
Heater:	North America (60 Hz): Hi Flow 5.5 kW with Titanium Element Export (50 Hz): Hi Flow 2.7 kW with Titanium Element
Electrical Requirements:	North America (60 Hz): 240 VAC@40A, 50A or 60A; Export (50 Hz): 230-240 VAC@1x32A or 1x16A/1x20A, 3x16A (see manual for more configurations); or Suitably Rated Circuit Breaker to Comply with Local Electrical Regulations. Certain Countries may Require 2 Power Inputs; Two GFCI/RCD Breakers are Required for This Configuration.
Limited Warranty*:	North America (60 Hz): 10 Years Shell, 7 Years Shell Surface, 5 Years Plumbing Component Leaks, 5 Years Equipment and Controls, 5 Years Cabinet, 5 Years Jets, 2 Years Lights, 1 Year Stereo Export (50 Hz): 10 Years Shell, 7 Years Shell Surface, 5 Years Plumbing Component Leaks, 5 Years Equipment and Controls, 5 Years Cabinet, 5 Years Jets, 2 Years Lights, 2 Years Stereo
Waterfall Feature:	Adjustable Flow Rate; Colored Lighting
Audio System (Optional):	Factory Installed BLUEWAVE® 2.0 Wireless Spa Stereo System with Auxiliary 3.5 mm headphone jack connection, Bluetooth® compatible, 2 premium speakers and a powered subwoofer
Special Features (Standard):	SmartTub® module Export: SmartTub® module (optional)
Special Features (Optional):	Inductive Charger



*(See Warranty Document for Specific Details)

***(See Important Safety Instructions for Specific Details)

Sundance Spas 880 Vistamar

Operation/Seat Depths



- (A)** Air Control - Activates Seat A Jets (2 Vortex, 2 Fluidix PT, 2 Accu-Pressure)
- (B)** Sunscents Dispenser
- (C)** Massage Selector [Pump 2] - Adjusts Massage Level Between Seat A Jets + 2 Accu-Pressure + Seat B Jet and Seat C Jets + 2 Accu-Pressure + Seat D Jet
- (D)** Air Control - Activates Lower Eight Seat C Jets (6 Fluidix ST, 2 Accu-Pressure)
- (E)** Air Control - Activates Upper Eight Seat C Jets (2 Fluidix Nex, 6 Fluidix ST)
- (F)** Waterfall Selector [8-Hour Circ. Pump] - Controls Waterfall Output
- (G)** Air Control - Activates Seat E Jets (2 Fluidix Nex, 6 Fluidix ST, 2 Accu-Pressure)
- (H)** Air Control - Activates Seat F Jets (3 Fluidix Intelli-Jet, 2 Accu-Pressure)

41 Total Jets



Accu-Pressure Jets (8)



Focus-Relief Jets (2)



Fluidix Nex Jets (4)



Fluidix-ST Jets (12)



Fluidix Reflex Jets (8)



Fluidix PT (3)



Fluidix Intelli-Jet (2)



Vortex Jets (2)

- Jets Pump 1: Seat E Jets, 2 Accu-Pressure + Seat F Jets, 2 Accu-Pressure are always on when this pump is running.
- Focus-Relief Jets: Work with both the blower and Jets Pump 1 (Seat E + Seat F) and Jets Pump 2 (Seat A + Seat C). The blower introduces air to the jet and the Jets Pump forces water through.

Spa Operation Subject To Change Without Notice

SEAT DEPTHS

A = 26.00" (66.04 cm)

B = 21.25" (53.98 cm)

C = 28.00" (71.12 cm)

D = 18.50" (46.99 cm)


E = 26.00" (66.04 cm)

F = 28.00" (71.12 cm)

G = 17.00" (43.18 cm)

H = 32.50" (82.55 cm)

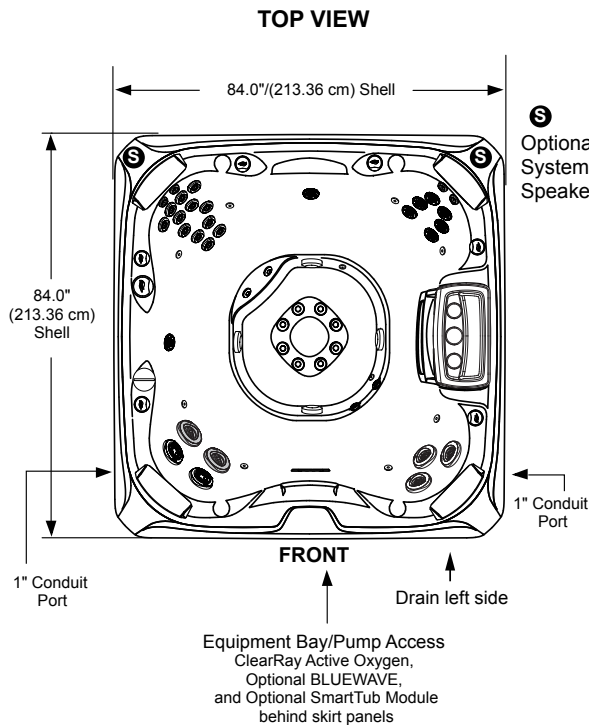
Listed dimensions represent distance from top of acrylic to lowest point in seat. **Tolerance ± 0.5" (1.27 cm).**



Dimensions/Specifications Subject To Change Without Notice

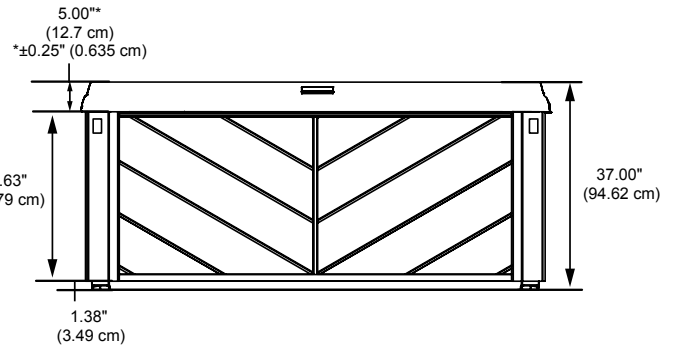
Sundance Spas 880 Vistamar

Portable Dimensions

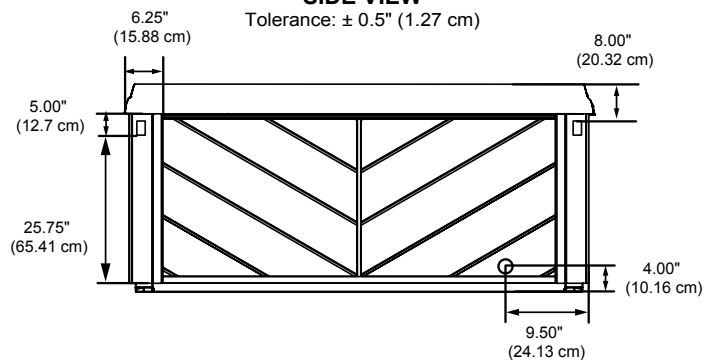


NOTE: Over time the panel(s) may bow, this is considered normal. The panels will straighten out when reinstalled into the mounting channel. Place one end of the panel into the channel first then flatten the panel and insert the other end.

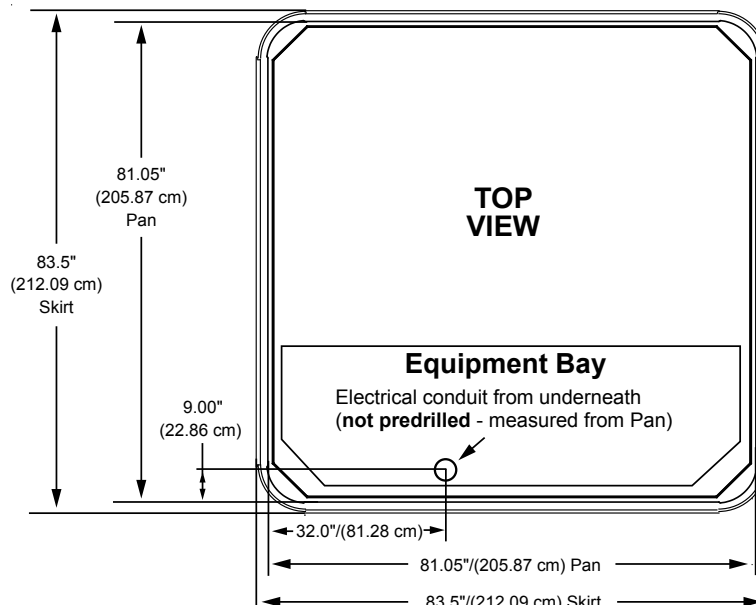
FRONT/BACK VIEW
Tolerance: $\pm 0.5"$ (1.27 cm)



SIDE VIEW
Tolerance: $\pm 0.5"$ (1.27 cm)



IMPORTANT! Always measure each hot tub for exact dimensions BEFORE designing its foundational support and/or decking.



Dimensions/specifications subject to change without notice. Tolerance: $\pm 0.5"$ (1.27 cm)

Dimensions/Specifications Subject To Change Without Notice