

Sundance® Spas 980™ Claremont™

Specifications

Dimensions:	92" x 100" x 34" (234 cm x 254 cm x 87 cm)
Seating Capacity:	6 Adults
Dry Weight:	1,045 lbs (475 kg)
Filled Weight (Average Fill)**:	4,423 lbs (2,007 kg)
Water Capacity (Average Fill):	405 US Gal (1,534 Liters)
Controls:	980 iTouch™ Glass Interface LCD Control, Displays Temperature, Time, Cycles and Jet/Air System Control. Offers Customizing of Filtration Cycles, Lighting, Water Temperature Setting and other features
Water Delivery:	3 TheraMax High-Flow Pumps and 8-Hour Dynamic Flow Circulation System
Pump 1:	North America (60 Hz): 1-Speed/2.5 HP Continuous, 11.3A Max., 56 Frame Export (50 Hz): 1-Speed/2.0 HP Continuous, 7A Max.
Pump 2:	North America (60 Hz): 1-Speed/2.5 HP Continuous, 11.3A Max., 56 Frame Export (50 Hz): 1-Speed/2.0 HP Continuous, 7A Max.
Pump 3:	North America (60 Hz): 1-Speed/2.5 HP Continuous, 11.3A Max., 56 Frame Export (50 Hz): 1-Speed/2.0 HP Continuous, 7A Max.
Pump 4:	High-Output Dynamic Flow, 24-Hour programmable, factory default set to 8-Hour Filter/Circulation Pump (35 gpm) Programmable for Daily Start Time and Duration
Total Hydrojets:	59
Seat A Jets:	2 Fluidix Nex, 6 Fluidix Reflex, 2 Pulsator, 8 Focus-Relief®, 2 Vortex
Seat B Jets:	4 Fluidix Reflex
Seat C Jets:	12 Fluidix-ST, 2 Fluidix Nex, 2 Pulsator, 2 Accu-Pressure
Seat D Jets:	2 Vortex
Seat E Jets:	2 Fluidix Nex, 4 Fluidix Reflex, 2 Fluidix Intelli-Jet, 2 Accu-Pressure
Seat F Jets:	2 Vortex, 1 Accu-Pressure (sidewall)
Footwell Jets (G):	2 Whirlpool
Air Blower:	High-efficiency, 1-Speed
Aromatherapy Delivery:	6 Silent Air® Injector Jets with Quiet High Speed Air Pump
Air Controls/Massage Selectors:	4/2
Filter:	MicroClean® Ultra Filtration System, 130 ft² (2 interlocking cartridge filters)
Water Treatment:	Dynamic Flow Circulation System; Factory installed ClearRay Active Oxygen® System Export: ClearRay Active Oxygen® System
Lighting:	Multicolored LED Lighting System (1 Waterfall, 1 Footwell), Exterior Corner Lights, SunCooler Bin Lights, Seat Accent Lights
Synthetic Cabinet:	Available in Coastal, Mahogany
Shell Colors:	Platinum, Celestite, Morning Mist, Midnight, Travertine, Monaco (while quantities last)
Headrests:	3
Heater:	Low Flow 5.5 kW With Titanium Element Export (50 Hz): Low Flow 2.7 kW with Titanium Element
Electrical Requirements:	North America (60 Hz): 240 VAC@50A or 60A; Export (50 Hz): 230-240 VAC@1x32A, 1x40A, 1x16A/1x32A, 3x16A (see manual for more configurations); or Suitable Rated Circuit Breaker To Comply With Local Electrical Regulations. Certain Countries May Require 2 Power Inputs; Two GFCI/RCD Breakers are Required For This Configuration.
Limited Warranty*:	North America (60 Hz): 10 Years Shell, 7 Years Shell Surface, 5 Years Plumbing Component Leaks, 5 Years Equipment and Controls, 5 Years Cabinet, 5 Years Jets, 2 Years Lights, 1 Year Stereo Export (50 Hz): 10 Years Shell, 7 Years Shell Surface, 5 Years Plumbing Component Leaks, 5 Years Equipment and Controls, 5 Years Cabinet, 5 Years Jets, 2 Years Lights, 2 Years Stereo
Waterfall Feature:	Adjustable Flow Rate; Colored Lighting
Audio System (Optional):	Factory Installed BLUEWAVE® 2.0 Wireless Spa Stereo System with Auxiliary 3.5 mm headphone jack connection, Bluetooth® compatible, 4 premium speakers and a powered subwoofer
Special Features:	Factory Installed SmartTub® module (Standard)



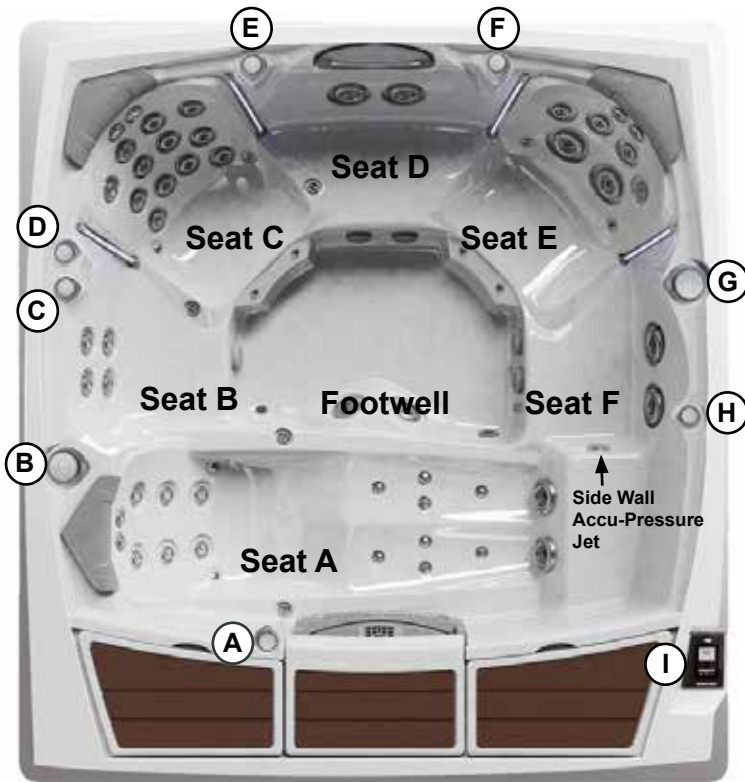
*(See Warranty Document for Specific Details)

** (See Important Safety Instructions for Specific Details)

Dimensions/Specifications Subject To Change Without Notice


Sundance Spas 980 Claremont

Operation/Seat Depths



- (A)** Air Control - Activates Seat A Jets (2 Fluidix Nex, 6 Fluidix Reflex, 2 Pulsators, 2 Vortex Jets) - Also used when draining the SunCooler Bins in the close position.
- (B)** Massage Selector [Pump 2] - Adjusts Massage Level Between Seat A Jets and Footwell Jets
- (C)** AccuSage Seat Valve - Adjusts Water Flow for Seat C (2 Fluidix Nex, 12 Fluidix-ST, 2 Accu-Pressure Jets, 2 Pulsators)
- (D)** Air Control - Activates Seat C Jets (2 Fluidix Nex, 12 Fluidix-ST, 2 Accu-Pressure Jets, 2 Pulsators), Accu-Pressure Side Wall Jet
- (E)** Waterfall Selector [8-Hour Circ. Pump] - Controls Waterfall Output
- (F)** Air Control - Activates Seat B Jets (4 Fluidix Reflex), Seat D (2 Vortex Jets), Seat E Jets (2-Fluidix Nex, 4 Fluidix Reflex, 2 Fluidix Intelli-Jet, 2 Accu-Pressure Jets) and Seat F Jets (2 Vortex Jets)
- (G)** Massage Selector [Pump 1] - Adjusts Massage Level Between the Seat E Jets and Seat B Jets + Seat D Jets + Seat F Jets
- (H)** Air Control - Activates Footwell Jets (2 Whirlpool Jets)
- (I)** SunScents Dispenser (located under the SunCooler Lid)

59 Total Jets



- Jets Pump 3: Seat C and Footwell Dump Port
- Jets Pump 2: Seat A (2 Vortex Jets) are always on when this pump is running.
- Jets Pump 1: Seat E (2 Accu-Pressure Jets) + 1 Accu-Pressure Jet (Side Wall) in Seat F and SunCooler Perimeter Drains are always on when this pump is running.
- Focus-Relief Jets: Work with both the blower and Jets Pump 2. The blower introduces air to the jet and the Jets Pump forces water through.


Spa Operation Subject To Change Without Notice

SEAT DEPTHS

A = 26.00" (66.04 cm)
B = 21.50" (54.60 cm)
C = 26.75" (67.95 cm)
D = 21.00" (53.34 cm)
E = 24.50" (62.23 cm)
F = 20.50" (52.07 cm)

G = 7.00" (17.78 cm)
H = 30.50" (77.47 cm)
SunCooler Bin Depth
I = 13.50" (34.29 cm)

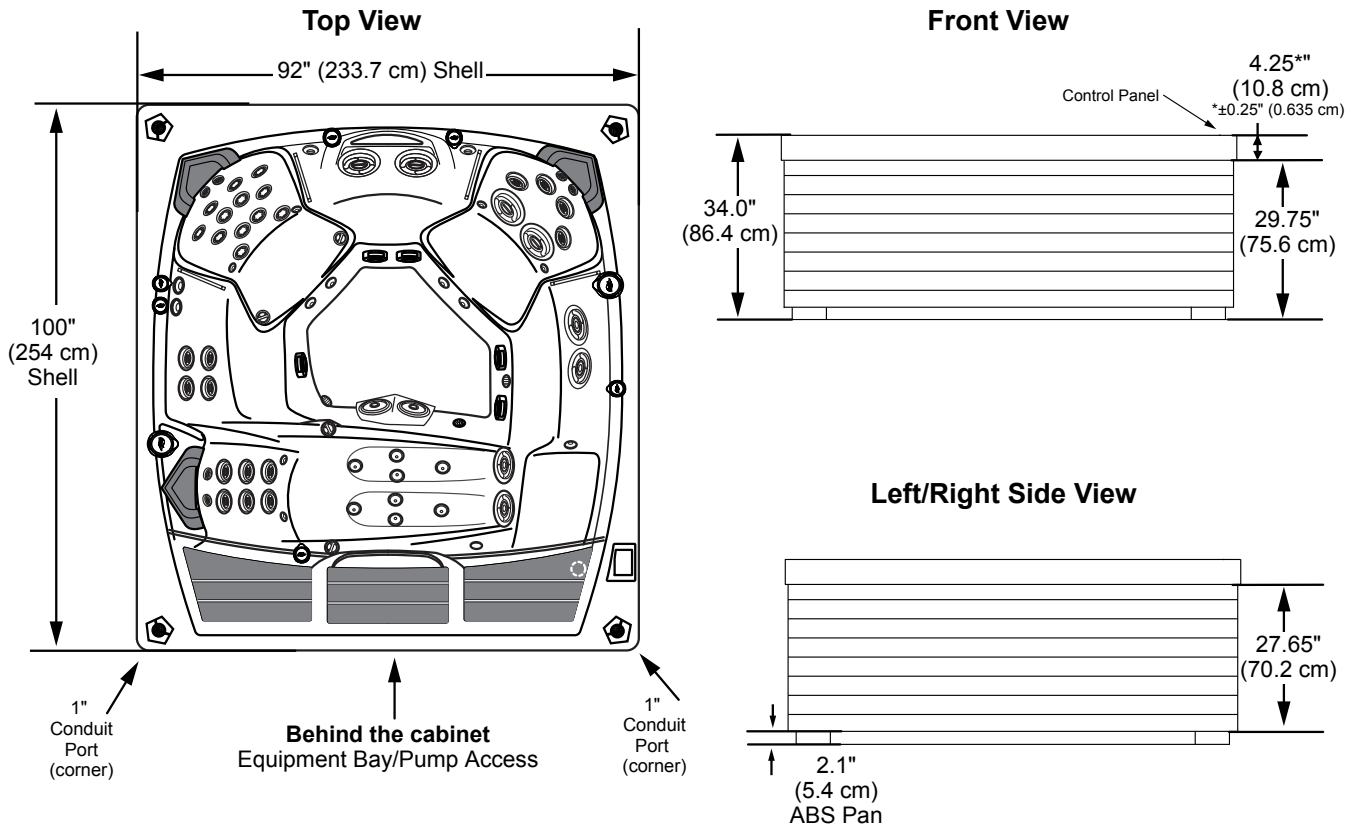
Listed dimensions represent distance from top of acrylic to lowest point in seat. **Tolerance $\pm 0.5"$ (1.27 cm).**



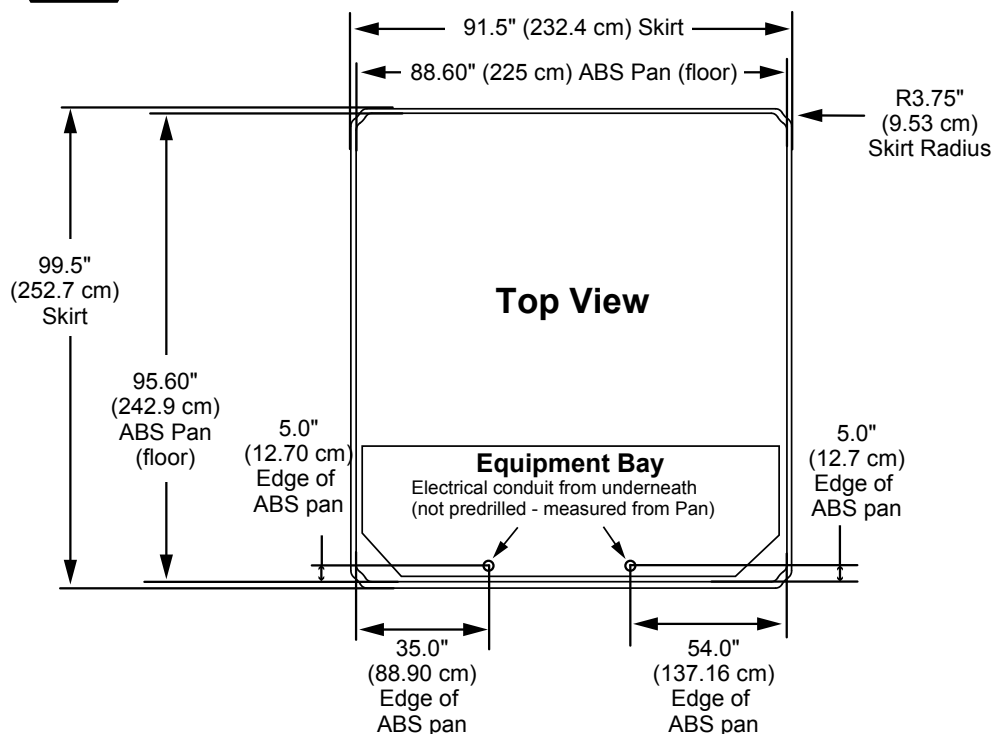
Dimensions/Specifications Subject To Change Without Notice

Sundance Spas 980 Claremont

Portable Dimensions



IMPORTANT! Always measure each hot tub for exact dimensions BEFORE designing its foundational support and/or decking.



Dimensions/specifications subject to change without notice. Tolerance: $\pm 0.5"$ (1.27 cm)

Dimensions/Specifications Subject To Change Without Notice